



















MOULDED PARTS & SHAPES

















MOULDED PARTS

Selection Guide

Part Number	Part Description	As Supplied	After Recovery
202A12I Series	Straight non-lipped boot		
222A12I Series	Right angled non-lipped boot		
202D92I Series	Straight long tailed lipped boot		
222D92I Series	Right angled long tailed lipped boot		
202K12I Series	Straight lipped boot		
222K12I Series	Right angled lipped boot		
202S12I Series	Screened straight non-lipped boot		
222S12I Series	Screened right angled non-lipped boot		
207W213 Series	2 Part feedthrough		

MOULDED PARTS

Selection Guide

Part Number	Part Description	As Supplied	After Recovery
301A011 Series	T transition		
322A112 Series	90° side breakout transition		
342A012 Series	45° side breakout transition		
342A112 Series	45° side breakout transition		
362A014 Series	30° side breakout transition		
382A012 Series	Y transition		
462A011 Series	1 into 3 cable transition		
562A011 Series	1 into 4 cable transition		

Note: For further information on the extensive range of moulded parts and shapes available, or assistance with your specific requirements, please contact **IS-Rayfast**.

For further information on the range of heat guns and adhesive available to install moulded parts and shapes, please refer to the **Application Equipment and Adhesive sections** of this catalogue.

Moulded parts and shapes **material performance characteristics** can be found at the end of this section.